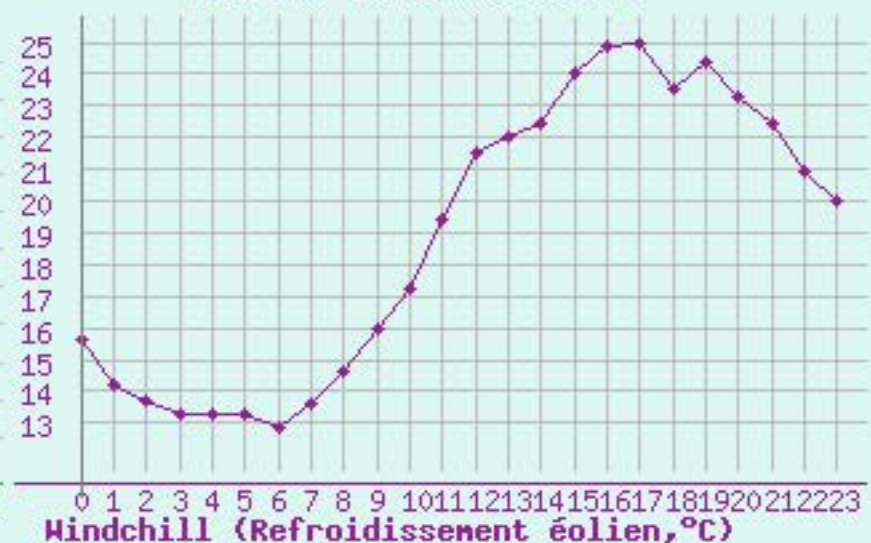
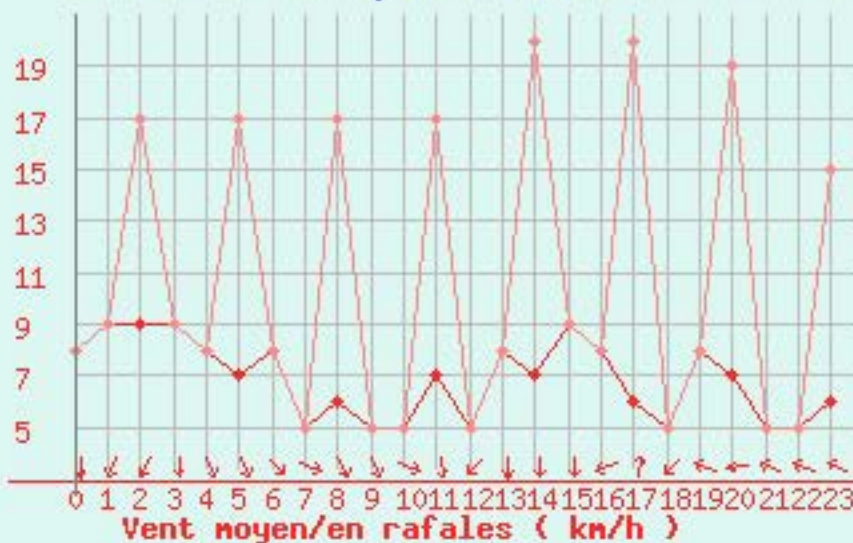


Tableau d'observations pour Paris - Montsouris (75 m)

[Carte] - [Clim. mensuelle] - [Observations d'aujourd'hui]




















































<< mercredi 20 juin 2012 >>

Station : Paris - Montsouris Date : 20 juin 2012 OK



Température Maxi.	Température Mini.	Rafale maxi.	Précipitations 24h	Ensoleillement
25 °C	13.4 °C	20 km/h	2.4 mm	12.8 h

Température Maxi.	Température Mini.	Rafale maxi.	Précipitations 24h	Ensoleillement
25 °C	13.4 °C	20 km/h	2.4 mm	12.8 h

Heure locale	Néb.	Temps	Visi	Température	Humidité	Humidex	Windchill	Vent (rafales)	Pression	Précip. mm/h
23 h			20 km	20 °C	67%	23.1	20 °C	 6 km/h (15 km/h)	1012.7 hPa 	aucune
22 h			20 km	20.9 °C	62%	23.8	20.9 °C	 5 km/h	1012.7 hPa 	aucune
21 h			20 km	22.4 °C	57%	25.4	22.4 °C	 5 km/h	1012.7 hPa 	aucune
20 h			20 km	23.3 °C	52%	26	23.3 °C	 7 km/h (19 km/h)	1012.8 hPa 	aucune
19 h			19 km	24.4 °C	49%	27.1	24.4 °C	 8 km/h	1013.1 hPa 	aucune
18 h			19 km	23.5 °C	52%	26.3	23.5 °C	 5 km/h	1013.7 hPa 	aucune
17 h			19 km	25 °C	46%	27.5	25 °C	 6 km/h (20 km/h)	1014.4 hPa 	aucune
16 h			19 km	24.9 °C	48%	27.7	24.9 °C	 8 km/h	1014.1 hPa 	aucune
15 h			18 km	24 °C	48%	26.3	24 °C	 9 km/h	1014.9 hPa 	aucune
14 h			18 km	22.4 °C	54%	24.9	22.4 °C	 7 km/h (20 km/h)	1015.6 hPa 	aucune
13 h			15 km	22 °C	57%	24.8	22 °C	 8 km/h	1015.8 hPa 	aucune
12 h			12 km	21.5 °C	62%	24.7	21.5 °C	 5 km/h	1016 hPa 	aucune
11 h			9 km	19.4 °C	66%	22.1	19.4 °C	 7 km/h (17 km/h)	1016.4 hPa 	aucune
10 h			7 km	17.2 °C	72%	19.4	17.2 °C	 5 km/h	1016.8 hPa 	aucune
9 h			7 km	16 °C	76%	18.1	16 °C	 5 km/h	1016.6 hPa 	aucune
8 h			8 km	14.6 °C	81%	16.5	14.6 °C	 6 km/h (17 km/h)	1016.1 hPa 	aucune
7 h			11 km	13.6 °C	85%	15.3	13.6 °C	 5 km/h	1016.2 hPa 	aucune
6 h			16 km	13.4 °C	86%	15.1	12.9 °C	 8 km/h	1015.7 hPa 	aucune
5 h			19 km	13.6 °C	83%	15.2	13.3 °C	 7 km/h (17 km/h)	1015.9 hPa 	aucune
4 h			14 km	13.8 °C	86%	15.7	13.3 °C	 8 km/h	1016.1 hPa 	aucune
3 h			16 km	13.9 °C	88%	16	13.3 °C	 9 km/h	1015.8 hPa 	0.2 mm
2 h			19 km	14.2 °C	88%	16.5	13.7 °C	 9 km/h (17 km/h)	1016.3 hPa 	0.8 mm
1 h			11 km	14.7 °C	86%	17.1	14.2 °C	 9 km/h	1016.7 hPa 	1 mm
0 h			17 km	15.7 °C	83%	18.3	15.6 °C	 8 km/h	1016.9 hPa 	0.4 mm

Précisions : Les températures min/max et les précipitations 24h présents sur cette page sont tirées uniquement du tableau.